

MOVEMENT-BASED LEARNING

at home invitation



PRACTICE at home invitation

Read a book to a buddy!
 Read a book to a buddy!
 Suggested reading time: 20-30 minutes

Monday	Word Watching	Retell the
Tuesday	Word Watching	Retell the

MATH PRACTICE at home invitation

All you need is hands-on materials and an adult to accompany you on your math walk.
 Check off or provide a sticker for your child to cover each activity as they complete.
 Suggested math time: 30 minutes

Monday	Hands-On	Math Walk
Tuesday	Hands-On	Math Walk
Wednesday	Hands-On	Math Walk
Thursday	Hands-On	Math Walk
Friday	Hands-On	Math Walk

WRITING PRACTICE at home invitation

Write in a journal, practice name handwriting, and number writing!
 Check off or provide a sticker for your child to cover each activity as they complete.
 Suggested writing time: 30 minutes

Monday	Journal	Name Practice	Number Practice
Tuesday	Journal	Name Practice	Number Practice

SIGHT WORD PRACTICE at home invitation

Do one activity to practice sight words for 15 minutes each day.
 Check off or provide a sticker for your child to cover the activity they complete.

Monday	Active Sight Words	Sight Word Hunt	Sight Word Hands-On
Tuesday	Active Sight Words	Sight Word Hunt	Sight Word Hands-On
Wednesday	Active Sight Words	Sight Word Hunt	Sight Word Hands-On
Thursday	Active Sight Words	Sight Word Hunt	Sight Word Hands-On
Friday	Active Sight Words	Sight Word Hunt	Sight Word Hands-On

PHONICS PRACTICE at home invitation

All you need is letter cards (A-Z) of some kind and a piece of paper.
 Check off or provide a sticker for your child to cover each activity they complete.
 Suggested phonics time: 30 minutes

Monday	Letter Flash	Build and Read Words
Tuesday	Letter Flash	Build and Read Words
Wednesday	Letter Flash	Build and Read Words

SIGHT WORD PRACTICE at home invitation

Active Sight Words
 Play Active Sight Words: Tic-Tac-Toe (in this pack)
 Use Active Sight Word cards: *Use with a dice, roll the dice, and read the word about the many times you're performing the movement that many times. *Use with a dice, roll the dice, and write the word



BUILD A RETELL TOWER

Using cubes, retell the story.

	Characters
	Setting
	Beginning
	Middle
	End
	Theme

active Sight words tic-tac-toe

3 in a Row is the goal!

by	do	
go		his
me	my	play

Easy-to-follow Kindergarten weekly plans for Reading, Writing, Phonics, & Math!



PRODUCT purpose

Designed for parents, educators, and anyone who works with Kindergarten age children

This product was designed as an **at-home learning invitation**.

There are four parts to this product: reading, writing, phonics, sight words, and math.

You can use this product however you choose but I have left my recommendations of amount of time per content area each day!

to start: Print weekly schedule for each content area.

You will have four charts Monday-Friday for you and your Little one to keep track of and keep you accountable for at-home learning!

Use stickers to chart each activity you complete per content area or check off each box as you go!



SIGHT WORD PRACTICE

at home invitation

Active Sight Words	Play <u>Active Sight Words Tic-Tac-Toe</u> (in this pack)	Use <u>Active Sight Word cards</u> *use with a dice- roll the dice, and read the word aloud that many times while performing the movement that many times *use with a dice- roll the dice, and write the word that many times
Sight Words Hunt	Write your sight words on index cards and hide them around the house for your Little one to find and read/ or write	Search for your sight words in books as you read
Sight Words Roll and Read/Write	Write your sight words on a piece of paper and put a number 1-6 next to them (if using one dice) and numbers 1-12 (if using two dice) Roll and then read the sight word you land on	Write your sight words on a piece of paper and put a number 1-6 next to them (if using one dice) and numbers 1-12 (if using two dice) Roll and then write the sight word you land on
Sight Words Hands-On	Form your sight words using letter blocks, tiles, cheerios, and other hands on materials.	Write your sight words in a sand/salt/rice tray.

SIGHT WORD PRACTICE

at home invitation

Pick one activity to practice sight words for 15 minutes each day.
Check off or provide a sticker for your child to cover the activity they complete.

<u>Monday</u>	Active Sight Words	Sight Word Hunt	Sight Words Hands-On	Sight Word Roll and Write
<u>Tuesday</u>	Active Sight Words	Sight Word Hunt	Sight Words Hands-On	Sight Word Roll and Write
<u>Wednesday</u>	Active Sight Words	Sight Word Hunt	Sight Words Hands-On	Sight Word Roll and Write
<u>Thursday</u>	Active Sight Words	Sight Word Hunt	Sight Words Hands-On	Sight Word Roll and Write
<u>Friday</u>	Active Sight Words	Sight Word Hunt	Sight Words Hands-On	Sight Word Roll and Write


SIGHT WORD PRACTICE

at home invitation

Pick one activity to practice sight words for 15 minutes each day.
Check off or provide a sticker for your child to cover the activity they complete.

<u>Monday</u>	Active Sight Words	Sight Word Hunt	Sight Words Hands-On	Sight Word Roll and Write
<u>Tuesday</u>	Active Sight Words	Sight Word Hunt	Sight Words Hands-On	Sight Word Roll and Write
<u>Wednesday</u>	Active Sight Words	Sight Word Hunt	Sight Words Hands-On	Sight Word Roll and Write
<u>Thursday</u>	Active Sight Words	Sight Word Hunt	Sight Words Hands-On	Sight Word Roll and Write
<u>Friday</u>	Active Sight Words	Sight Word Hunt	Sight Words Hands-On	Sight Word Roll and Write

a



and



away



big



blue



come



down



find




for



funny




go



help



here



I



in



can



is



it



jump




little



look



make



me



my



not



one



play



red




run




said



see




the




three



to



two



up



we



where




yellow



you





name: _____

active sight words

tic-tac-toe

3 in a Row is the goal!

by 	do 	from 
go 	free	his 
me 	my 	play 

name: _____

active sight words

tic-tac-toe

3 in a Row is the goal!

by 	do 	from 
go 	free	his 
me 	my 	play 

name: _____

active sight words

tic-tac-toe

3 in a Row is the goal!









where 	away 	find 
funny 	free	here 
make 	that 	too 

name: _____

active sight words

tic-tac-toe

3 in a Row is the goal!

big 	blue 	can 
down 	free	look 
not 	one 	red 

name: _____

active sight words

tic-tac-toe

3 in a Row is the goal!

run 	has 	he 
in 	free	of 
see 	to 	up 

name: _____

active sight words

tic-tac-toe

3 in a Row is the goal!

was 	a 	and 
for 	free	is 
it 	said 	the 

name: _____

active sight words

tic-tac-toe

3 in a Row is the goal!

come 	how 	little 
jump 	free 	put 
saw 	we 	what 

name: _____

active sight words

tic-tac-toe

3 in a Row is the goal!

you 	are 	does 
have 	free 	help 
they 	three 	want 

READING PRACTICE

at home invitation

Read a book with a buddy!	You can read with Mom, Dad, or a family member. For this reading, you can pick a book that is bit challenging since you will have some help! Have fun!	You can read with a stuffed animal, to a pet, or by yourself. For this reading, you can pick a book that is not too easy and not too challenging- a book that is just right for you!
Word Watching	Stop and look for words you know (CVC words, sight words, rhyming words, words that have special chunks that you know, etc.)	Write the words that you find down in a notebook!
Retell the book	You can build a retell tower!	You can retell the book aloud or draw a picture of what happened in the book!

READING PRACTICE

at home invitation

All you need is a book to read, practice word watching, and retelling!
Check off or provide a sticker for your child to cover each activity as they complete.

Suggested reading time: 20-30 minutes

<u>Monday</u>	Read a book to a buddy!	Word Watching	Retell the book.
<u>Tuesday</u>	Read a book to a buddy!	Word Watching	Retell the book.
<u>Wednesday</u>	Read a book to a buddy!	Word Watching	Retell the book.
<u>Thursday</u>	Read a book to a buddy!	Word Watching	Retell the book.
<u>Friday</u>	Read a book to a buddy!	Word Watching	Retell the book.

READING PRACTICE


at home invitation

All you need is a book to read, practice word watching, and retelling!
Check off or provide a sticker for your child to cover each activity as they complete.
Suggested reading time: 20-30 minutes

<u>Monday</u>	Read a book to a buddy!	Word Watching	Retell the book.
<u>Tuesday</u>	Read a book to a buddy!	Word Watching	Retell the book.
<u>Wednesday</u>	Read a book to a buddy!	Word Watching	Retell the book.
<u>Thursday</u>	Read a book to a buddy!	Word Watching	Retell the book.
<u>Friday</u>	Read a book to a buddy!	Word Watching	Retell the book.

BUILD A RETELL TOWER


Using cubes, retell the story.



Characters




Setting



Beginnning



Middle




End



Theme

BUILD A RETELL TOWER

Using cubes, retell the story.




Characters



Setting



Beginnning



Middle



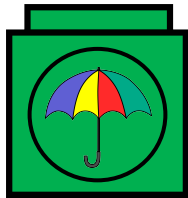
End



Theme

BUILD A RETELL TOWER


Using cubes, retell the book.




Main Idea



What did I know?



Fact



Fact



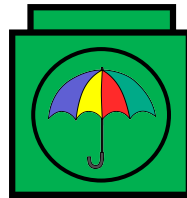
Fact




What did I learn?

BUILD A RETELL TOWER


Using cubes, retell the book.




Main Idea



What did I know?



Fact



Fact



Fact



What did I learn?

WRITING PRACTICE

at home invitation

<p><u>Journal</u></p>	<p>You can write about ANYTHING you want in your journal.</p> <p>Examples: how you're feeling, plans for the day, a made up story, your birthday, etc.</p>	<p>You can draw in your journal.</p> <p>Examples: how you're feeling, your favorite animal, your favorite memory, a family picture, etc.</p>
<p><u>Name Practice</u></p>	<p>Write your first and last name with crayons, markers, paint, chalk, etc.!</p> <p>Option to roll a dice each time and write your name that many times!</p>	<p>Trace your first and last name in a sand/salt/rice tray.</p> <p>Form your first and last name with hands-on materials like play-doh, cheerios, etc.</p>
<p><u>Number Practice</u></p>	<p>Write your numbers with crayons, markers, paint, chalk, etc.!</p> <p>Option to draw an index card with a number written on it/ roll a dice/ and write that number that many times!</p>	<p>Trace your numbers in a sand/salt/rice tray.</p> <p>Form your numbers with hands-on materials like play-doh, cheerios, etc.</p>

WRITING PRACTICE

at home invitation

All you need is paper to journal, practice name hand-writing, and number writing!
Check off or provide a sticker for your child to cover each activity as they complete.

Suggested writing time: 30 minutes

<u>Monday</u>	Journal	Name Practice	Number Practice
<u>Tuesday</u>	Journal	Name Practice	Number Practice
<u>Wednesday</u>	Journal	Name Practice	Number Practice
<u>Thursday</u>	Journal	Name Practice	Number Practice
<u>Friday</u>	Journal	Name Practice	Number Practice

WRITING PRACTICE


at home invitation

All you need is paper to journal, practice name hand-writing, and number writing!
Check off or provide a sticker for your child to cover each activity as they complete.


Suggested writing time: 20-30 minutes

<u>Monday</u>	Journal	Name Practice	Number Practice
<u>Tuesday</u>	Journal	Name Practice	Number Practice
<u>Wednesday</u>	Journal	Name Practice	Number Practice
<u>Thursday</u>	Journal	Name Practice	Number Practice
<u>Friday</u>	Journal	Name Practice	Number Practice

Name: _____



Name: _____



MATH PRACTICE

at home invitation

<p><u>Hands-On</u></p>	<p>Provide your child with any hands-on tools they can BUILD with (blocks, magna-tiles, cubes, paper clips, erasers, pencils, cheerios, etc.). Have them look for the "math" as they build.</p> <p>Example questions to ask: "What do you notice?" "What numbers do you see?"</p>	<p>As your child explores and builds, have them practice putting two parts together (addition) and taking part of a whole away (subtraction).</p> <p>Examples: "How many red do you have?" "How many green?" "How many does that make?" "Let's take the green away." "How many do you have now?"</p>
<p><u>Math Walk</u></p>	<p>Take a 10 minute walk outside and notice things in nature that relate to math.</p> <p>Example: "How many deer do you see?"</p> <p>"Let's count how many stairs we climb."</p>	<p>Bring a clipboard and a piece of paper during your math walk and write down numbers of objects/animals you see along the way!</p> <p>You can build math story problems with this later.</p>

MATH PRACTICE

at home invitation

All you need is hands-on materials and an adult to accompany you on your math walk!
Check off or provide a sticker for your child to cover each activity as they complete.

Suggested math time: 30 minutes

<u>Monday</u>	Hands-On	Math Walk
<u>Tuesday</u>	Hands-On	Math Walk
<u>Wednesday</u>	Hands-On	Math Walk
<u>Thursday</u>	Hands-On	Math Walk
<u>Friday</u>	Hands-On	Math Walk

MATH PRACTICE

at home invitation

All you need is hands-on materials and an adult to accompany you on your math walk!
Check off or provide a sticker for your child to cover each activity as they complete.

Suggested math time: 30 minutes

<u>Monday</u>	Hands-On	Math Walk
<u>Tuesday</u>	Hands-On	Math Walk
<u>Wednesday</u>	Hands-On	Math Walk
<u>Thursday</u>	Hands-On	Math Walk
<u>Friday</u>	Hands-On	Math Walk

PHONICS PRACTICE

at home invitation

<p><u>Letter Flash</u></p>	<p>Random letter cards A-Z, flash and have your child read the letter name and recite the letter sound 3 times.</p> <p>A- /a/, /a/, /a/</p>	<p>Hand the cards to your child (all in random order) and have your child organize the letters of the alphabet and hop along as they read aloud each one (name and sound)!</p>
<p><u>Building and Reading Words (CVC Words)</u></p>	<p>After your letter flash activity, guide your child in making three letter decodable words (CVC words).</p> <p>Examples of how to guide: "Let's make a word that rhymes with cat- we can change the first sound to /h/ and make..."</p>	<p>"Let's pull these three letters to build this word "top"."</p> <p>Hop up and say each sound.</p> <p>hop /h/ hop /o/ hop /p/</p> <p>Read the word: top</p>
<p><u>Building and Reading Sentences</u></p>	<p>"Let's make a sentence with a word we just made. How can we use "top" in a sentence?"</p> <p>"I can see the top."</p> <p>Let's write that together."</p>	<p>Read a sentence aloud to your child (that has 3-5 words). Ask them how many words are in that sentence. Let's count them as we recite the sentence aloud.</p> <p>"I can see the top." (5)</p>

PHONICS PRACTICE

at home invitation

All you need is letter cards (A-Z) of some kind and a piece of paper for your phonics work!

Check off or provide a sticker for your child to cover each activity as they complete.

Suggested phonics time: 30 minutes

<u>Monday</u>	Letter Flash	Build and Read Words	Build and Read Sentences
<u>Tuesday</u>	Letter Flash	Build and Read Words	Build and Read Sentences
<u>Wednesday</u>	Letter Flash	Build and Read Words	Build and Read Sentences
<u>Thursday</u>	Letter Flash	Build and Read Words	Build and Read Sentences
<u>Friday</u>	Letter Flash	Build and Read Words	Build and Read Sentences

PHONICS PRACTICE

at home invitation

All you need is letter cards (A-Z) of some kind and a piece of paper for your phonics work!
Check off or provide a sticker for your child to cover each activity as they complete.
Suggested phonics time: 30 minutes

<u>Monday</u>	Letter Flash	Build and Read Words	Build and Read Sentences
<u>Tuesday</u>	Letter Flash	Build and Read Words	Build and Read Sentences
<u>Wednesday</u>	Letter Flash	Build and Read Words	Build and Read Sentences
<u>Thursday</u>	Letter Flash	Build and Read Words	Build and Read Sentences
<u>Friday</u>	Letter Flash	Build and Read Words	Build and Read Sentences

THE ACTIVE



educator

thank you

Thank you for downloading this product!

I appreciate your interest and hope you found exactly what you needed.

Don't forget to leave feedback on all your purchases for TPT credits to go towards your next purchase.

I am happy to answer any questions you have!

Please email me at theActiveEducator@gmail.com



let's connect



terms of use

This product is for ONE classroom use only. It may not be placed or uploaded to any public or shared database or website. If additional teachers would like to use it, please purchase additional licenses under "My Purchases" on the TPT website.



credits

Thank You to these talented artists!

