

# 1ST & 2ND GRADE ELA AT HOME PRINTABLES

ELA activities to send home with  
your students during the  
COVID-19 outbreak

Short vowels, CVCe long vowels, digraphs,  
plurals, possessives, nouns, verbs, adjectives,  
ABC order, compound words, and sentences  
(capitalization/end marks) included

WORK HARD. BE KIND.



Name: \_\_\_\_\_

# Highlight a Word

Read the words aloud. Highlight the words that have the short /a/ sound. Write the words in the spaces below.

tip    sap    put    nap    met    cab

tap    lid    bat    pan    tot    gap    run

fun    fan    can    peg    cup    rag

hit    tag    men    fig    man    sob    map

wed    sag    bad    hid    pun    cat

sad    gal    mitt    ten    sat    scar    gas


Name: \_\_\_\_\_

# Read, Write, Draw

Read the word, write the word, and draw a picture of the word.

## SHORT A

rat

rat

map

map

fan

fan

sad

sad

cap

cap

ran

ran

Name: \_\_\_\_\_

# Time to Rhyme

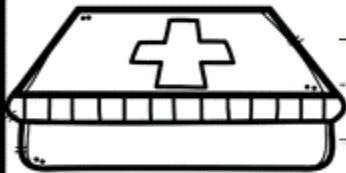
Read the word, trace the word, and write a rhyming word on the line.



trace

write a rhyming word

mix



kit



rip



pin



dig

Name: \_\_\_\_\_

/i/

# Tim is Six

Tim is six. He likes six, too.  
Tim has six pink pigs and six blue wigs. Tim has six fish and six hats. Tim has six tin lids and six big cats. Tim sits and plays with his pigs and cats.

Tim likes six!

1. Tim has

six kits.

six lips.

six wigs.

2. Tim plays

with his

pigs and cats.


wigs and hats.


tin lids and caps.

Name: \_\_\_\_\_

# Color by Word Family

Color each star using the code at the bottom of the page.

Short 



-op	orange	-ob	green
-od	blue	-og	red

Name: \_\_\_\_\_

# Short O Mystery Picture

Color in the boxes with the **short O** words to show the mystery picture. When you're finished, write the name of the picture on the line.

bit	pen	kit	gum	pit	sad
pop	rod	dot	mom	sod	cop
got	pat	mud	ten	lit	pod
cot	lip	sum	red	rain	not
bop	hat	pun	bet	ban	tot
dog	bot	bog	hop	log	cod
him	hit	rug	gab	met	big

My mystery picture is \_\_\_\_\_!

Name: \_\_\_\_\_

# Real or Nonsense?

Read the word and color.

short e

Real - yellow  
Nonsense - green

men

sep

bed

leb

net

ved

red

fet

dem

neb

ten

leg



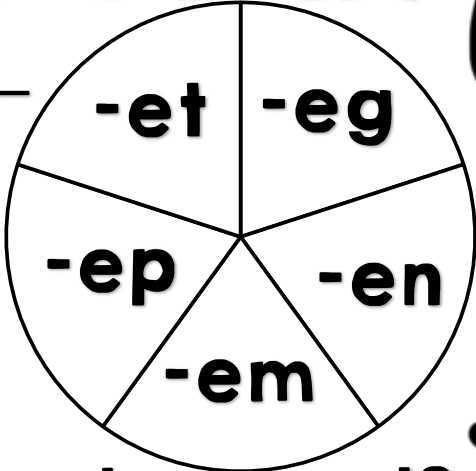


Name: \_\_\_\_\_

# Spin a Word!

Name: \_\_\_\_\_

Use your pencil and a paperclip to spin a rime (ending). Add it to the onset (beginning) below and write the whole word. Then write Y if it is a real word and N if it is not.





<b>onset</b>	<b>rime</b>	<b>word</b>	<b>real?</b>
--------------	-------------	-------------	--------------

<b>m</b>			
<b>f</b>			
<b>c</b>			
<b>p</b>			
<b>b</b>			
<b>r</b>			
<b>s</b>			

Name: \_\_\_\_\_

# CUT & GLUE

Cut the letters to make a short u word. Glue them under the correct picture.



u

u

u

u

b

p

n

c

p

b

r

t

Name: \_\_\_\_\_

/ü/

# Bud and Gus

Bud and Gus like to play. Bud and Gus see a bug. They run to see the bug. The bug is in the mud.

Bud and Gus are in the mud. Bud and Gus have made a mess. "Get in the tub," said Dad. Bud and Gus had fun.

- |                              |                                |
|------------------------------|--------------------------------|
| 1. Bud and Gus see           | 2. The bug is in               |
| <input type="radio"/> a bug. | <input type="radio"/> the rug. |
| <input type="radio"/> mud.   | <input type="radio"/> the mud. |
| <input type="radio"/> a tub. | <input type="radio"/> the box. |

Name: \_\_\_\_\_

# Highlight a Word!

Read the words aloud. Highlight the words that have the digraph /th/.  
Write the words in the shapes below.

peg      think      path      band      third      flow

shift      throw      punt      thin      shirt      then      that

the      plow      lint      moth      clamp      faith

risk      with      hunt      math      stop      teeth      black


clock      thing      bill      thick      fish      earth

bath      grin      thumb      play      truth      bind      they



Name: \_\_\_\_\_

# nutty digraphs

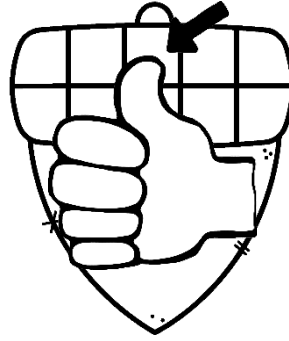
Look at the picture and read the word part. Add a digraph to the beginning or end to make the word that matches the picture and record the word below.




\_\_ amrock



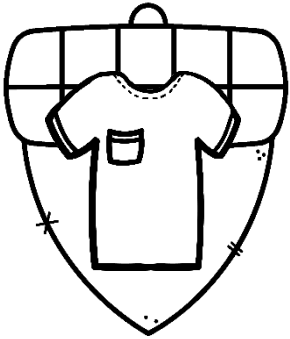
\_\_ ree



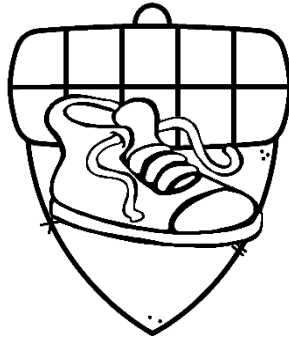
\_\_ umb



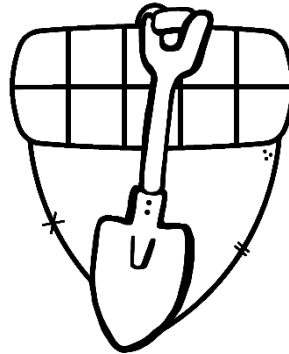
\_\_ eep



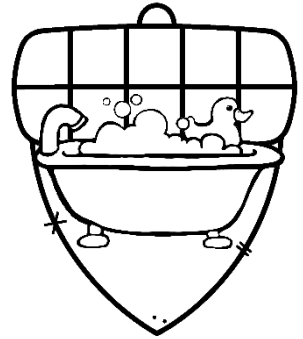
\_\_ irt



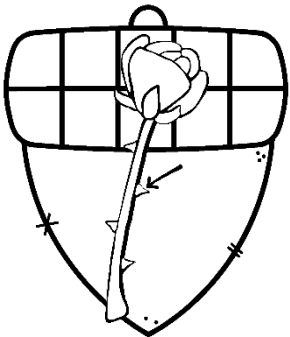
\_\_ oe



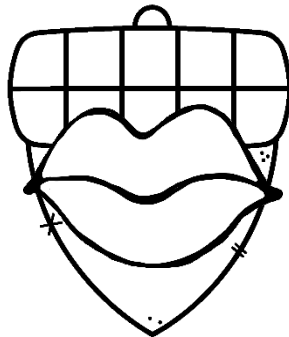
\_\_ ovel



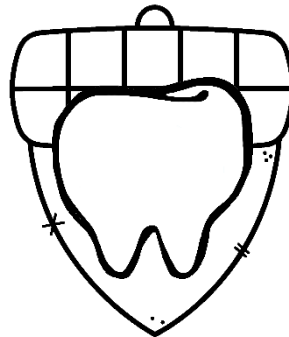
ba\_\_



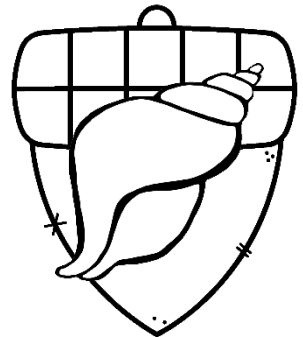
\_\_ orn



mou\_\_



too\_\_




\_\_ ell

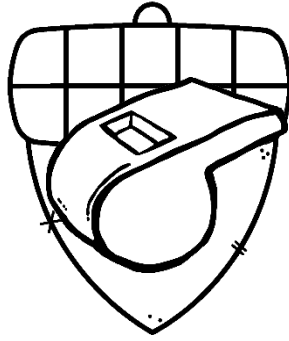
Name: \_\_\_\_\_

# nutty digraphs


Look at the picture and read the word part. Add a digraph to the beginning or end to make the word that matches the picture and record the word below.



dol\_\_in



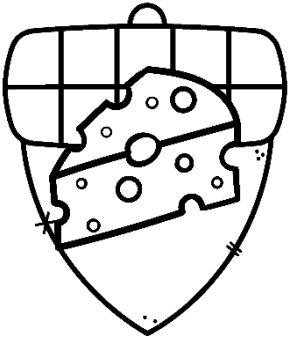
\_\_istle



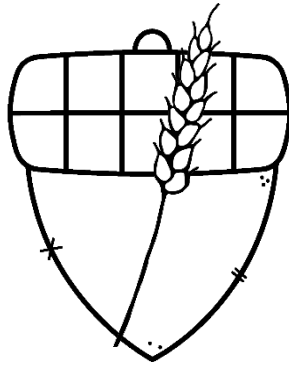
\_\_ale



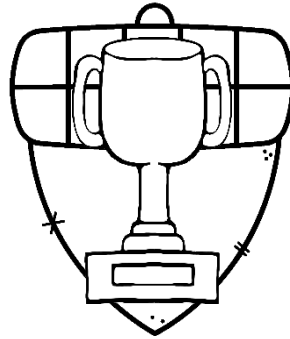
wi\_\_\_\_\_



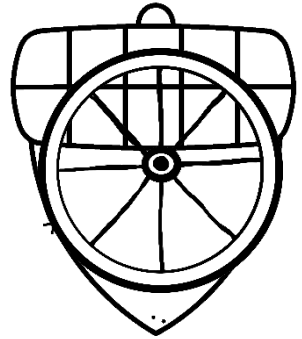
\_\_eese



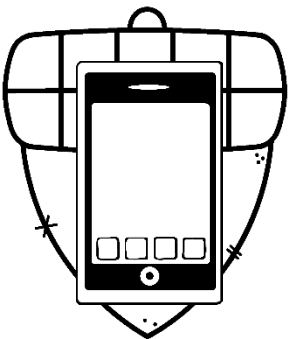
\_\_eat




tro\_\_y



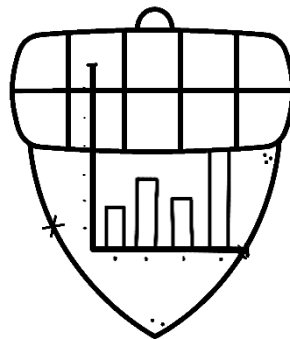
\_\_eel



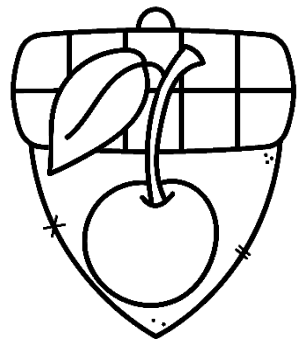
\_\_one



\_\_icken



gra\_\_



\_\_erry

Name: \_\_\_\_\_

/sh/

# Shelly's Shop

Shelly sells seashells. She has a shop by the sea. Shelly also sells fish, shrimp, and dishes in her shop.

When ships sail by, Shelly sells many things in her shop. Shane helps Shelly at her shop. Shane washes dishes and picks up trash.

Thank you Shane!

1. Shelly sells

\_\_\_\_\_.

sheep.

shells.

sheets.

2. Shane picks

up \_\_\_\_\_.

trash.

cash.

brushes.

Name: \_\_\_\_\_

# Highlight a Word

Read the words aloud. Highlight the words that have the digraph /ch/. Write the words in the spaces below.

chop think chew train patch grab

push each vent catch chin chip round

plow child blink bunch cart march

chick then chat limp star third lunch

stamp inch clue beach shirt chant

bench fin teach clay watch trip chill




Name: \_\_\_\_\_

/ph/

# Phil's Photos

Phil likes to take photos. Phil takes a photo of a sphere. Phil takes a photo of a phone. Phil takes photos of elephants and dolphins. Ralph looks at Phil's photos. Ralph likes Phil's photos. Phil is good. Phil has a trophy for his photos. Good job,

Phil!

1. Phil takes a photo of

a fan.

a friend.

a phone.

2. \_\_\_\_\_ likes Phil's photos

Ralph


Phil

Phoebe

Name: \_\_\_\_\_

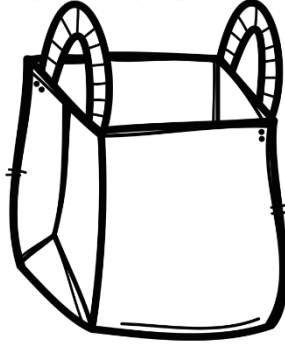
# Color the Word

Look at the picture and color the correct spelling for the word.




cak

cake




bag

bage




jam

jame




man

mane




van

vane



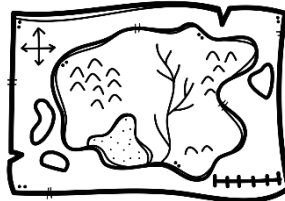
dat

date




fan

fane



map

mape



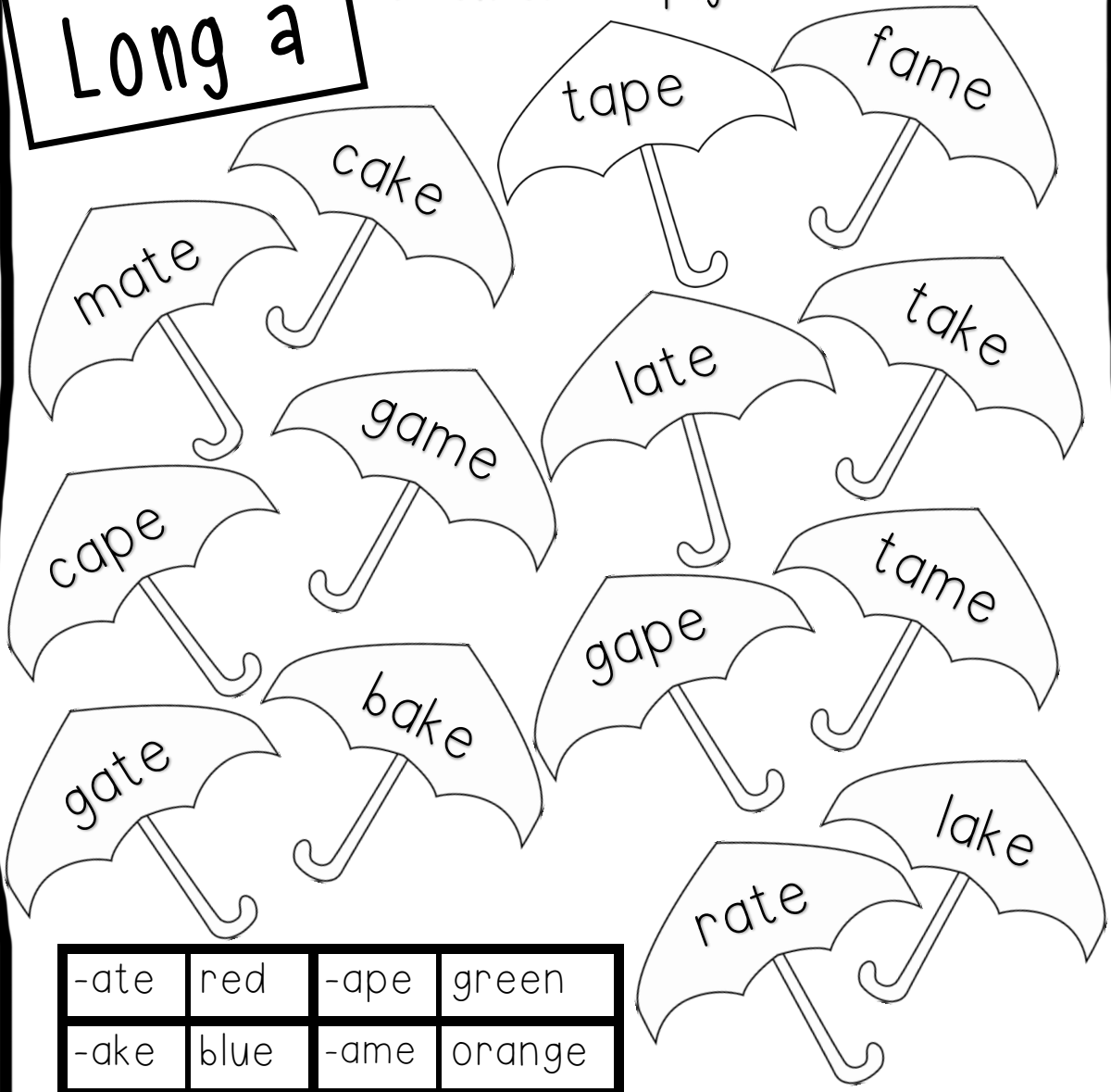
mal

male

# Color by Word Family

Color each umbrella using the code at the bottom of the page.

Long a



-ate	red	-ape	green
-ake	blue	-ame	orange

Name: \_\_\_\_\_

/i/

# Mike and Miles

Mike has a new bike. Mike likes his new bike. It is white. Mike rides his bike outside when the sun shines. Miles has five kites.

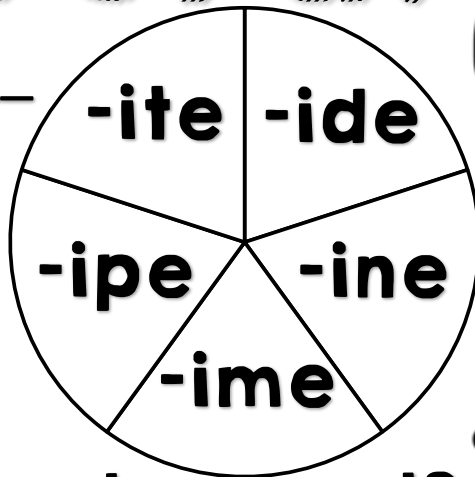
Mike and Miles play with the kites. Mike and Miles have fun.

1. Mike has a new
- pile.
  - kite.
  - bike.
2. Mike and Miles
- play with
- kites.
  - dice.
  - tires.

# Spin a Word!

Name: \_\_\_\_\_

Use your pencil and a paperclip to spin a rime (ending). Add it to the onset (beginning) below and write the whole word. Then write Y if it is a real word and N if it is not.



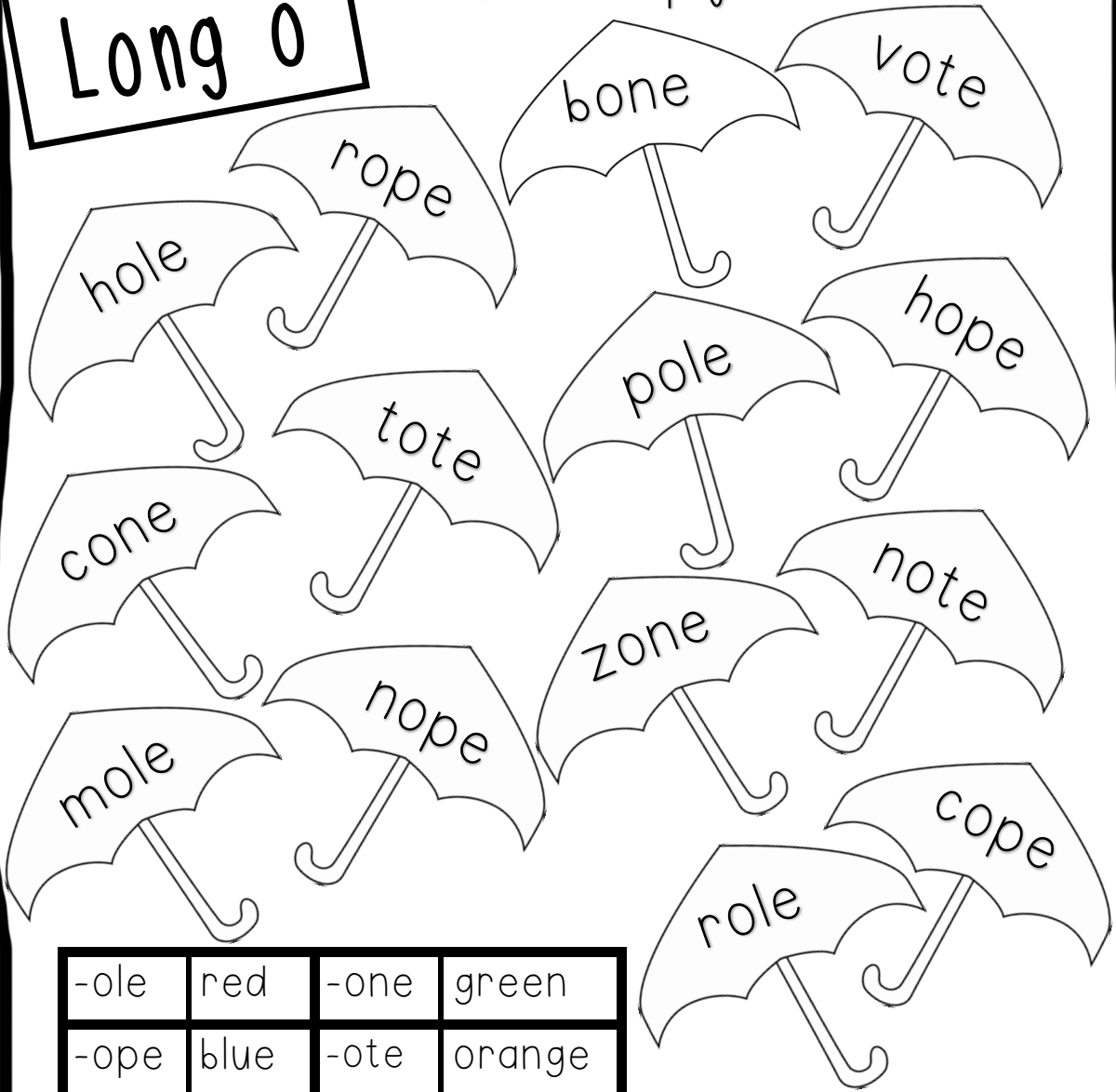
**onset      rime      word      real?**

<b>m</b>			
<b>cr</b>			
<b>st</b>			
<b>sh</b>			
<b>bl</b>			
<b>f</b>			
<b>br</b>			

# Color by Word Family

Color each umbrella using the code at the bottom of the page.

Long O



-ole	red	-one	green
-ope	blue	-ote	orange

# Real or Nonsense?

Read the word and color.

Long o

Real – green  
Nonsense - orange

cone

robe

lope

bode

moke

vote

zone

rope

game

pone

home

mole



Name: \_\_\_\_\_

/ū/

# Jude's Cute Mule

Jude has a mule named Duke. Duke is small and cute. Duke lives in a pen on the farm by Jude's house. Duke and Jude play in the huge yard. Jude plays the flute. He plays a silly tune to Duke. Duke likes Jude's tune. It is late. Jude says goodbye to Duke. Jude goes home.

1. What does Jude play? 2. Where do they play?

a bugle

in the huge yard

a trumpet

in the house

a flute

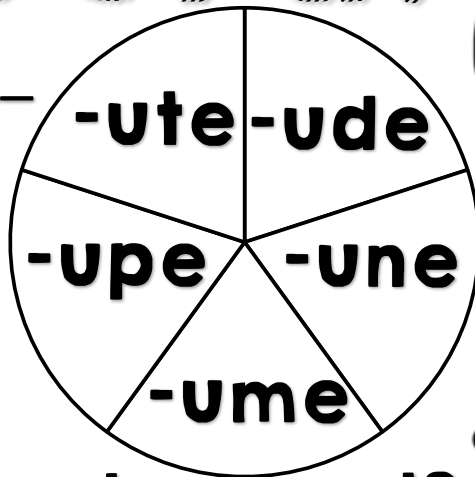
at the park



# Spin a Word!

Name: \_\_\_\_\_

Use your pencil and a paperclip to spin a rime (ending). Add it to the onset (beginning) below and write the whole word. Then write Y if it is a real word and N if it is not.






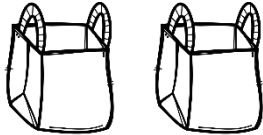









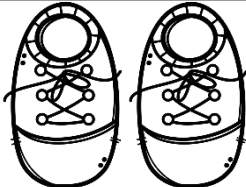


**onset      rime      word      real?**

<b>sh</b>			
<b>br</b>			
<b>gl</b>			
<b>cr</b>			
<b>m</b>			
<b>ph</b>			
<b>st</b>			

Name: \_\_\_\_\_

# Singular and Plural Picture Picks

Look at the picture and circle the correct naming word.

 <p>bee bees</p>	 <p>hat hats</p>	 <p>chick chicks</p>	 <p>bag bags</p>
 <p>dog dogs</p>	 <p>jet jets</p>	 <p>bear bears</p>	 <p>bug bugs</p>
 <p>bat bats</p>	 <p>pot pots</p>	 <p>can cans</p>	 <p>pig pigs</p>
 <p>van vans</p>	 <p>shoe shoes</p>	 <p>sun suns</p>	 <p>ball balls</p>















Name: \_\_\_\_\_

# POSSESSIVE CUT AND GLUE

Cut and read each word. Glue it into the correct box.

<b>PLURAL</b>	<b>POSSESSIVE</b>

©The Primary Partner


 bugs	 Max's	 Jill's	 pigs	 beds	 Cat's	 Mom's
 Fred's	 rocks	 Ben's	 girls	 kids	 doctors	 Tim's

Name: \_\_\_\_\_

Think of a noun for the letters in the alphabet. Remember a noun can be a **person, place, or thing**.

# abc nouns

A	B	C	D	E	F	G
H	I	J	K	L	M	N
O	P	Q	R	S	T	U
V	W	X	Y	Z		



Name: \_\_\_\_\_

# nouns and verbs

Read the word. If it is a noun, color it red. If it is a verb, color it green.

**jump**

**cat**

**book**

**kick**

**pond**

**bath**

**swim**

**skip**

**walk**

**dad**

**school**

**sing**

**sister**

**bed**

**talk**

**sleep**

Name: \_\_\_\_\_

# PROPER NOUN PURSUIT

Read the sentence and look for proper nouns that need to be capitalized. When you find them, circle them. See example below.

megan likes to play at central park.

We go to school at pine hill elementary school.

phil and jane play soccer at black forest park.

I love to eat at waffle house and olive garden.

My birthday is in june and I will have a party at the cooler ice skating rink.

Mom shops at target every sunday night.

ben lost his nike sneakers when he was at north field mall.

Jill and frank went on vacation to florida.


Name: \_\_\_\_\_

# adjective match



Read the adjectives and find the picture that they describe. Cut and glue each picture next to the matching adjectives.

white, fluffy, large, high		strong, brave, selfless, kind	
dark, scary, large, haunted		small, white, red, round, hard, smooth	
yellow, bright, round, large		little, green, sneaky, redhead	



Name: \_\_\_\_\_

# Coffee and Cupcakes Sentence Sort

Read the sentences below. If the sentence is COMPLETE, color the cupcake purple. If the sentence is INCOMPLETE, color the cupcake blue.



PE is the best!



I am six years old.



Small dog.



I can go to the party.



Bob.




Can play outside.




Mack likes to play tag.




Is the cat in the house?



Like to eat cake.



Pam sees the green frog.



My sister.



I have my blue hat.



Wags its tail.



Name: \_\_\_\_\_

# Sentence Check



Color the box green if the sentence is correct. If it is incorrect, color it red.

The witch pitches the  
ball.

the cash is in the chest

The sheep sits by the  
tree?

My phone fell into the  
pool.

a watch has been lost  
at school.

The blue fish swims in  
the pond.

A silly duck hid by the  
bush?

Three ducks live on the  
farm.

I lost my tooth today!



I see the branch fall  
down.




Name: \_\_\_\_\_

# Coloring Compound Kites

Read the words below. If the kite has a compound word, color it **green**. If the kite does not have a compound word, color it **orange**.





Name: \_\_\_\_\_

# ABC Order

Read the words to the right. Cut and paste them into the correct ABC order. Use the alphabet line below.

1.	
2.	
3.	
4.	
5.	
6.	
7.	

thin
brush
math
crash
ship
fish
chunk

©The Primary Partner

A B C D E F G H I J K L M N O P Q R S T U V W X Y Z

Name: \_\_\_\_\_

# SENTENCE SUPER STARS!



Read each sentence and write it correctly on the line below.

1. dad will pass the hot ham

2. pam sits with the six pigs

3. i am a fan of that big hat

4. the dog digs up the cap

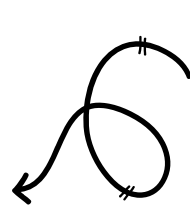
THANK YOU FOR DOWNLOADING THIS PRODUCT!

I appreciate your business and I hope you enjoy using this product in your classroom. Please contact me if you have any questions, comments, or concerns.

Clip art and fonts created by one or more of the following:



Cara Carroll Fonts



Please visit my store for more products!

My TPT Store



My Etsy Store

